

Thermal Effect on Mirror Reflectivity Based on DBR for Optoelectronics Devices

Ali H. Abdulhadi^{1*}, A. K. Abass² and Wail Y. Nassir³

^{1,2}Laser and Optoelectronics Engineering Department, University of Technology, Baghdad, Iraq.

³Department of Communication Engineering, University of Technology, Baghdad, Iraq.

Received 8 April 2018; Revised 21 May 2018; Accepted 14 August 2018

ABSTRACT

In this work, the thermal effect on the mirror reflectivity based on distributed Bragg reflector (DBR) in terms of the center wavelength shifting and reflectivity ratio is theoretically investigated and experimentally validated. The temperature of the proposed device was varied between the range of 300K to 400K in steps of 20K. According to the results, the achievement shifting in the center wavelength is about 25nm from (1580nm to 1605nm) and 26.9nm from (1580nm to 1606.9nm) for the theoretical and experimental work, respectively. In addition, about 99.99% within the theoretical and for the experimental work is about 97.3% of reflectivity ratio were achieved by the proposed device. Finally, the experimental results show a good agreement with the simulation design.

Keywords: Distributed Bragg Reflector, Thermal Effect, Center Wavelength Shifting.

1. INTRODUCTION

Distributed Mirrors based on Bragg reflectors have been proposed in large number of publication due to their applications in various optoelectronic devices [1–7], such as microcavity light emitting diodes [8], Novalux extended cavity surface emitting lasers and vertical cavity surface emitting lasers (VCSELs) [9]. The distributed Bragg reflectors must fulfill certain conditions for successful operation and contribution in the lasing process. The first condition is high reflectivity exceeding 99% to supply the feedback gain and overcome the losses of the active region. Since the distributed Bragg reflector (DBR) mirrors sandwich the active medium, it must have high thermal conductivity to deplete the accumulated heat inside the active region and prevent thermal damage.

Finally, the mirror must be made of good conducting materials because they are the main electrons supplier for the laser active medium. There are three different kinds of reflectors that can be used in DBR. These mirrors are: semiconductor, dielectric, and wafer bonded. Semiconductor mirrors fabrication depend on semiconductor materials such as AlGaAs/GaAs [10] and InP/InGaAsP [11]. These devices are epitaxial grown (one atomic layer per time) by metal organic chemical vapor deposition or molecular beam epitaxy (MBE). These fabrication methods allow doping of the mirrors during the building process which introduces the current injection to the device.

However, the lattice matched materials for these mirrors are low. In other words, a high number of dielectric layers are required for high reflectivity. The other type of mirror is dielectric

* Corresponding Author: 140122@uotechnology.edu.iq

mirror. This type of mirror is fabricated by deposition process. The process includes sputtering or evaporating Si/SiO₂ and Si/MgO [12]. Both of these materials have high refractive index contrast ratio. Which means it requires a small number of periodic layers to fulfill high reflectivity condition. Though, this type of mirrors has limited usage because of its properties related to limited thermal conductivity, electrical insulation properties, and high absorptivity of materials. The last type of mirrors is wafer bonded mirrors. This type of mirrors are fabricated separately using semiconductor mirrors and then attached to a laser active medium that has a different lattice constant. However, the thermal and electrical properties of the final device depends on the bonding process. On the other hand, it overcomes the lattice mismatch problem [13].

In this paper, the thermal effect on the mirror reflectivity based on DBR is theoretically investigated and experimentally demonstrated in L-band communication window (1580nm). In addition, the experimental results show a good agreement with the simulation design. According to the results, the increasing in the temperature from 300K to 400K caused shifting in the center wavelength about 25nm and 26.9nm for the theoretical and experimental work, respectively.

1.1 Simulation Model

The scheme of the proposed DBR with epitaxially grown and the simulation parameters which adopted in this work are illustrated in

Figure 1 and

Table , respectively. Alternating periodic quarter-wavelength stacks of low and high refractive index semiconductors, which are used to provide high mirror reflectivity in numerous optoelectronic and photonic devices such as VCSEL. The reflectivity of DBR (R) given by:

$$R = \frac{n_o(n_2)^{2N} - n_s(n_1)^{2N}}{n_o(n_2)^{2N} + n_s(n_1)^{2N}} \quad (1)$$

Where n_o, n_1, n_2 and n_s are the respective the originating medium refractive indices, the two alternating materials and substrate material, and N is the pair number of low or high refractive index material [14]. The refractive index of compound semiconductor material such as Al_xGa_{1-x}As can be obtained using the following equation [15].

$$n(x) = 3.59 - 0.71x + 0.091x^2 \quad (2)$$

High reflectivity DBR mirror for 1.58μm optoelectronics devices has been obtained by composition of x = 0.47 for the Al_xGa_{1-x}As [16]. The influences of temperature on the reflectivity and the mode splitting can be included in the model by taking into account the temperature dependence of refractive indexes, as follows [17]:

$$\begin{aligned} \frac{dn}{dT}_{(GaAs)} &= 2.67 * 10^{-4} K^{-1} \\ \frac{dn}{dT}_{(AlAs)} &= 1.43 * 10^{-4} K^{-1} \\ \frac{dn}{dT}_{(Al_xGa_{1-x}As)} &= x \frac{dn}{dT}_{(AlAs)} + (1-x) \frac{dn}{dT}_{(GaAs)} \end{aligned} \quad (3)$$

$$n(T) = n(T_o) + \frac{dn}{dT}(T - T_o) \quad (4)$$

The average refractive index \bar{n} and the reflectivity r , are defined as:

$$A\bar{n} = d_H n_H + d_L n_L \quad (5)$$

$$\delta = \beta - \pi/A \quad (6)$$

$$\Gamma = \sqrt{k^2 - \delta^2} \quad (7)$$

$$r = \frac{(\beta_1 - \beta_2 - ik)(\Gamma - i\delta) - (\beta_1 - \beta_1 + ik)k}{(\beta_1 + \beta_2 + ik)(\Gamma - i\delta) + (\beta_1 - \beta_2 + ik)k} \quad (8)$$

Where: δ is the detuning parameter, Γ is the propagation constant in Bragg, $k = \frac{2\Delta n}{\lambda}$ is the vacuum wave number and $\beta = \bar{n}k$ propagation constant.

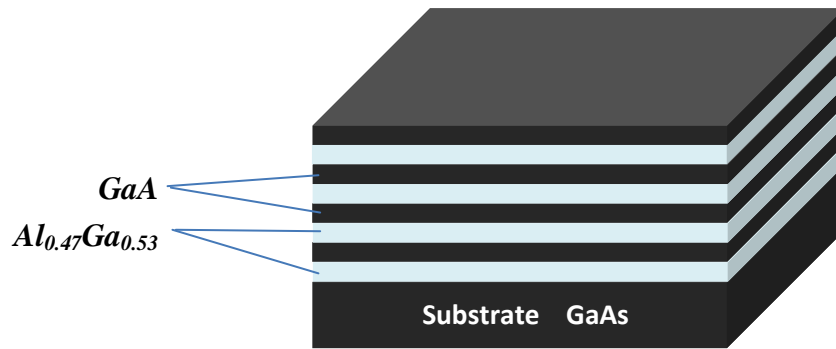


Figure 1. DBR architecture.

Table 1 Simulation parameters of proposed DBR

Layer type	Material	Thickness d (nm)	Doping Concentrations $N_d (\times 10^{17} \text{cm}^{-3})$	Refractive Index (n)	Repetition
Isolate	GaAs	5	5	3.37	
DBR	GaAs	131.5	5	3.37	25
	Al _{0.47} Ga _{0.53} As	152.6	5	3.18	
	GaAs	131.5	5	3.37	
Buffer	GaAs	200	20	3.37	

1.2 Fabrication Details

The fabrication process is started by growing 200nm of GaAs as a buffer layer at 775K, then, 25 periodic layers of GaAs/Al GaAs are grown for DBR reflection. The GaAs layer is grown at 925K and the AlGaAs is grown at 980K. The thickness of GaAs layer is 131.5nm and the thickness of AlGaAs is 152.6nm. Finally, a 5nm layer of GaAs is grown to isolate and protect the surface.

Figure 2 shows the cross section of the fabricated device.




Figure 2. SEM cross section of the fabricated device.

1.3 Experimental Setup

The experimental setup for thermal effect investigation of the proposed DBR is illustrated in

Figure 3. An infrared laser source within spectral range from (0.9 μm to 2.6 μm) is used as a wide range input signal. The temperature of the proposed DBR is varied via thermal unit from (300K to 400K) in steps of 20K, and the reflected signal is collimated to the spectrometer utilizing an optical collimated.

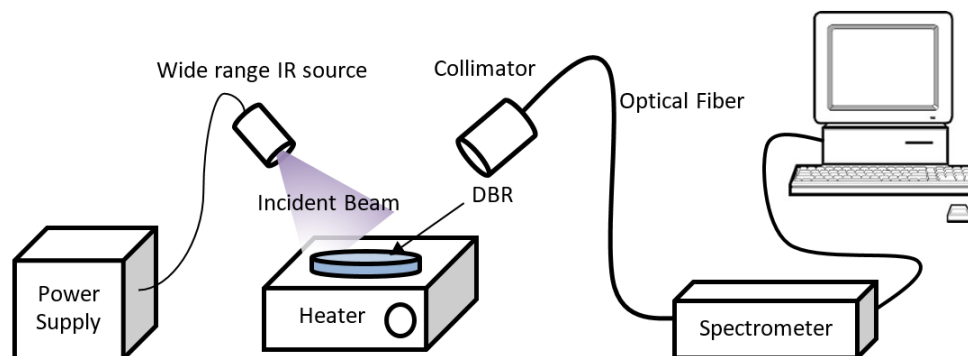


Figure 3. Experimental setup for tunable DBR utilizing thermal effect.

2. RESULTS AND DISCUSSION

The effect of temperature increment from 300K to 400K on the spectrum reflectivity of the proposed DBR mirror for both theoretical and experimental work are depicted in Figure 4 and

Figure 5, respectively. The center wavelength of the proposed mirror is about 1580nm, and the spectra are symmetric around the center wavelength. The most important parameter in the design of the DBR mirror is the reflectivity ratio, about 99.99% within the theoretical work and about 97.3% were achieved for the experimental work using the proposed design. The analyzed data from Figures 4 and 5 show the thermal effect on the center wavelength for both of the theoretical and experimental work is depicted in Figure 6. According to the results, the center wavelength is shifted about 25nm from (1580nm to 1605nm) and about 26.9nm from (1580nm to 1606.9nm) for the theoretical and experimental work, respectively.

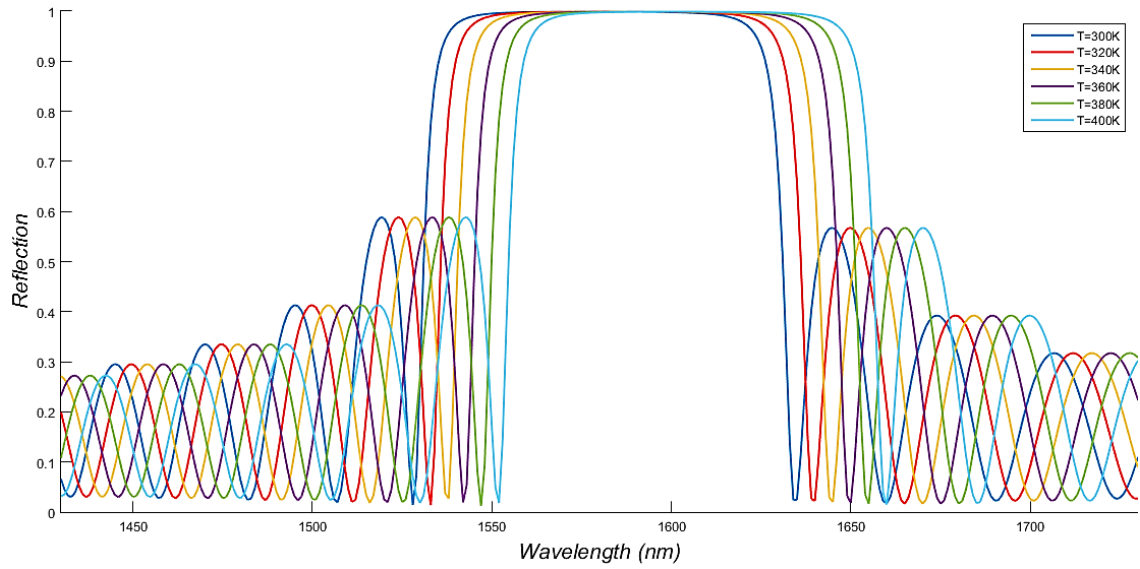


Figure 4. Theoretical spectra versus temperature increment from 300K to 400K steps of 20K for the GaAs/AlGaAs quarter-wave mirrors.

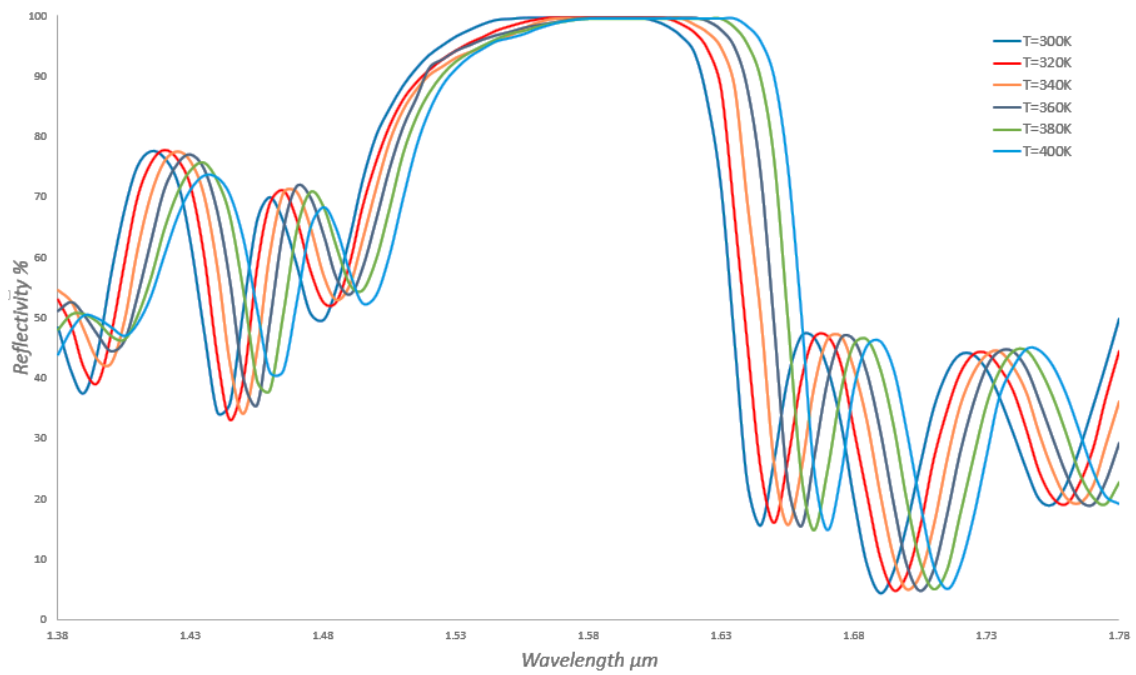


Figure 5. Experimental spectra versus temperature increment from 300K to 400K steps of 20K for the GaAs/AlGaAs quarter-wave mirrors.

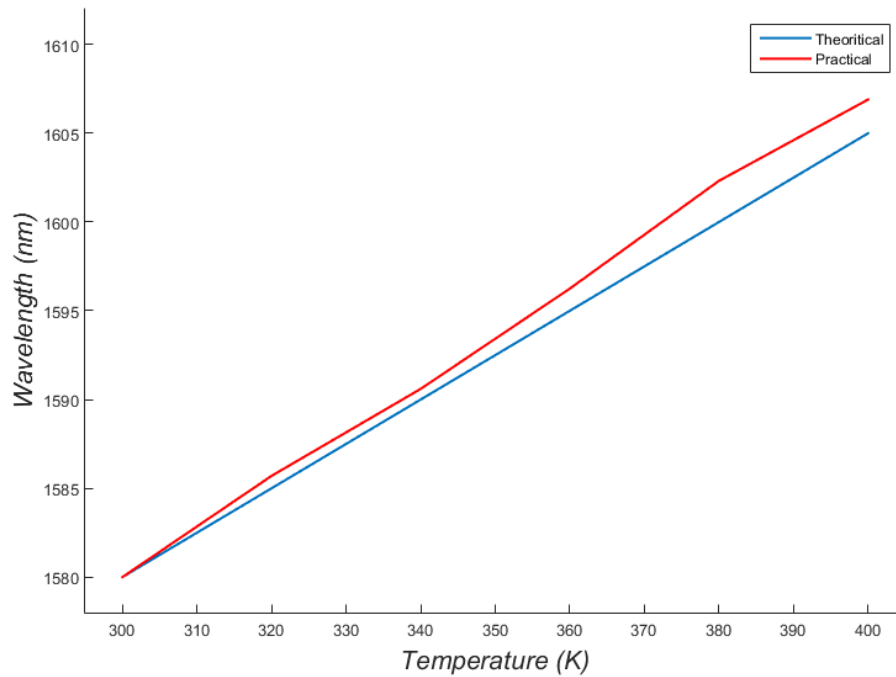


Figure 6. Center wavelengths shifting versus temperature increment for theoretical and experimental results.

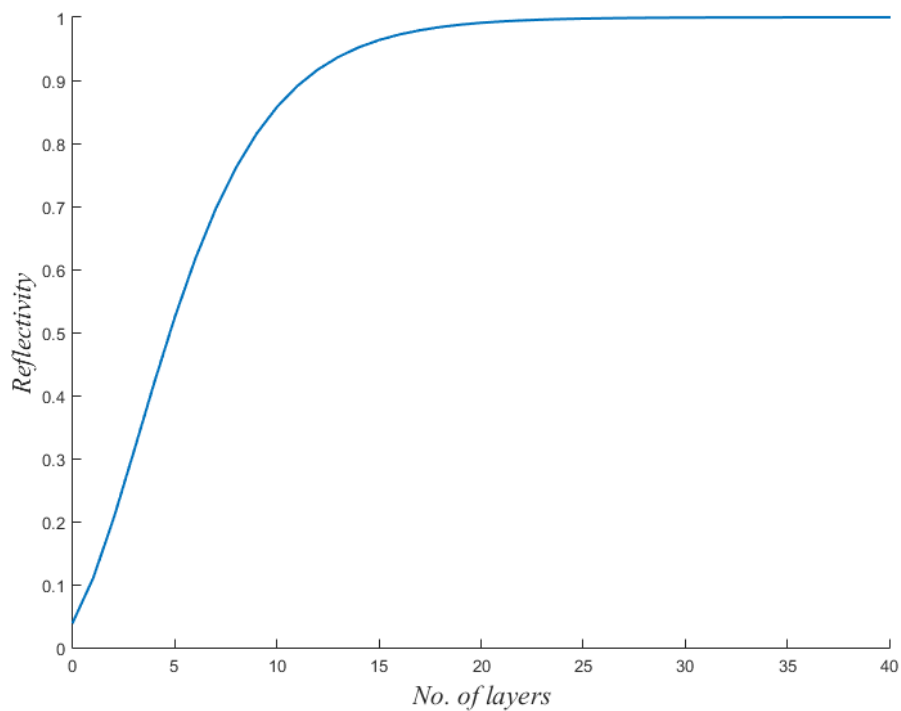


Figure 7. DBR reflectivity vs. Number of alternating pairs layers.

3. CONCLUSION

The thermal effect on the mirror reflectivity based on DBR is theoretically investigated and experimentally validated in terms of the center wavelength shifting and reflectivity ratio. The achievement shifting in the center wavelength is about 25nm from (1580nm to 1605nm) and

26.9nm from (1580nm to 1606.9nm) for the theoretical and experimental work, respectively. About 99.99% within the theoretical and for the experimental work is about 97.3% of reflectivity ratio were achieved within the proposed device, the absorption coefficient is 24.2 cm^{-1} .

REFERENCE

- [1] E. Zojer, Semiconductor optoelectronic devices, no. d., (1998).
- [2] D. W. Winston & R. E. Hayes, "Optoelectronic device simulation of Bragg reflectors and their influence on surface-emitting laser characteristics," *IEEE J. Quantum Electron.* **34**, 4 (1998) 707–715.
- [3] D. Dragoman & M. Dragoman, *Advanced Optoelectronic Devices* **31**, 8 (1999).
- [4] F. Z. Jasim, M. J. Abdul-razzak & H. M. Ahmed, "Design of GaN-based VCSEL with high performance," *Optoelectron. Adv. Mater. – RAPID Commun.* **8**, 1 (2014) 7–9.
- [5] N. D. Lanzillotti-Kimura, A. Fainstein & B. Jusserand, "Towards GHz-THz cavity optomechanics in DBR-based semiconductor resonators," *Ultrasonics* **56** (2015) 80–89.
- [6] S. J. Addamane, *et al.*, "Development of III-Sb metamorphic DBR membranes on InP for vertical cavity laser applications," *J. Cryst. Growth* **439** (2016) 104–109.
- [7] J. Tatebayashi, S. Kako, J. Ho, Y. Ota, S. Iwamoto & Y. Arakawa, "Growth of InGaAs/GaAs nanowire-quantum dots on AlGaAs/GaAs distributed Bragg reflectors for laser applications," *J. Cryst. Growth* **468**, December 2016 (2017) 144–148.
- [8] C. H. Chen, S. J. Chang, Y. K. Su, G. C. Chi, J. K. Sheu & J. F. Chen, "High-efficiency InGaN-GaN MQW green light-emitting diodes with CART and DBR structures," *IEEE J. Sel. Top. Quantum Electron.* **8**, 2 (2002) 284–288.
- [9] H. T. Assafli, A. H. Abdulhadi & W. Y. Nassir, "Design High Efficient Reflectivity of Distributed Bragg Reflectors," *Iraqi J. Laser* **15** (2016) 15–20.
- [10] A. V. P. Coelho, H. Boudinov, T. V. Lippen, H. H. Tan & C. Jagadish, "Implant isolation of AlGaAs multilayer DBR," *Nucl. Instruments Methods Phys. Res. Sect. B Beam Interact with Mater. Atoms* **218**, 1–4 (2004) 381–385.
- [11] M. Pantouvaki, *et al.*, "Monolithically Integrated QCSE-tuned InGaAsP MQW ridge waveguide DBR laser," in *IEEE International Conference on Indium Phosphide and Related Materials*, (2006) 72–74.
- [12] A. Lin, Y.-K. Zhong, S.-M. Fu, C. W. Tseng & S. L. Yan, "Aperiodic and randomized dielectric mirrors: alternatives to metallic back reflectors for solar cells," *Opt. Express* **22**, S3 (2014) A880.
- [13] M. S. Alias, B. Kamaluddm & M. R. Muhamad, "Modeling and simulation of various p-DBR materials," in *ICSE2002 Proc. 2002, Penang, Malaysia* (2002) 441–445.
- [14] S. A. Khan & M. A. Hasnayeem, "Modeling of Low Power Multilayer Vertical Cavity Surface Emitting Laser," *Int. J. Opt. Appl.* **5**, 5 (2015) 155–160.
- [15] W. W. Chow & S. W. Koch, *Semiconductor-laser Fundamentals - Physics of the Gain Materials*. Verlag Berlin Heidelberg: Springer, (1999).
- [16] M. S. Alias & A. A. M. Hassan, "Optical Properties of GaAs/AlGaAs DBR Mirror for Optoelectronics Devices," *Solid State Sci. Technol.* **12**, 1 (2004) 120–127.
- [17] J. Yu, Y. Chen, S. Cheng & Y. Lai, "Temperature dependence of anisotropic mode splitting induced by birefringence in an InGaAs/GaAs/AlGaAs vertical-cavity surface-emitting laser studied by reflectance difference spectroscopy," *Appl. Opt.* **52**, 5 (2013) 1035–1040.

