

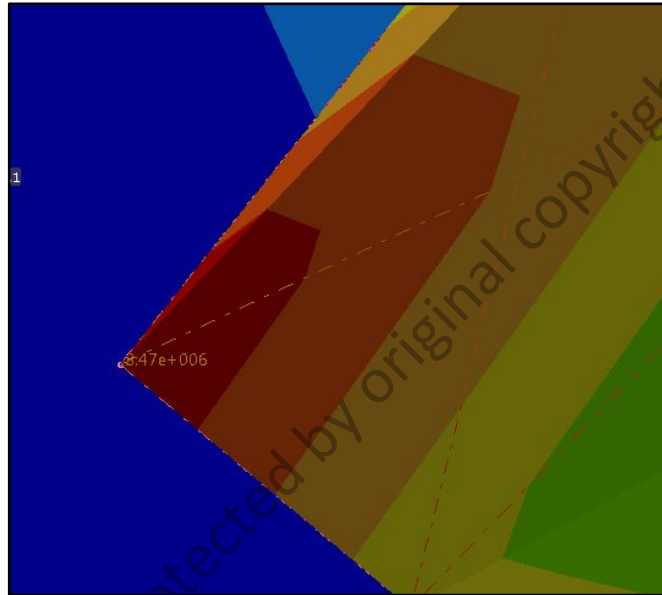
REFERENCES

- [1] A. International, "Fatigue," *Elem. Metall. Eng. Alloy.*, pp. 243–265, 2008.
- [2] J. A. R. Bomidi, N. Weinzapfel, C.-P. Wang, and F. Sadeghi, "Experimental and numerical investigation of fatigue of thin tensile specimen," *Int. J. Fatigue*, vol. 44, pp. 116–130, 2012.
- [3] W. Moćko, "The influence of stress-controlled tensile fatigue loading on the stress-strain characteristics of AISI 1045 steel," *Mater. Des.*, vol. 58, pp. 145–153, 2014.
- [4] [Fuch & Stephens, "Materials of Engineering Laboratory," 2000.
- [5] J. C. Pang, S. X. Li, Z. G. Wang, and Z. F. Zhang, "General relation between tensile strength and fatigue strength of metallic materials," *Mater. Sci. Eng. A*, vol. 564, pp. 331–341, Mar. 2013.
- [6] A. Risitano and G. Risitano, "Cumulative damage evaluation in multiple cycle fatigue tests taking into account energy parameters," *Int. J. Fatigue*, vol. 48, pp. 214–222, 2013.
- [7] Zwick Roell, "Screw grip features," *Zwick Roell group*, 2005. [Online]. Available: <http://www.zwick.com/en/products/specimen-grips-and-test-fixtures/screw-grips.html>.
- [8] Zwick Roell, "Wedge-screw grips," *Zwick Roell group*, 2009. [Online]. Available: <http://www.zwick.com/en/products/specimen-grips-and-test-fixtures/wedge-screw-grips.html>.
- [9] Zwick Roell, "Features of Pincer Grips," *Zwick Roell group*, 2008. [Online]. Available: <http://www.zwick.com/en/products/specimen-grips-and-test-fixtures/pincer-grips.html>.
- [10] R. Delpoux, M. Bodson, and T. Floquet, "Parameter estimation of permanent magnet stepper motors without mechanical sensors," *Control Eng. Pract.*, vol. 26, pp. 178–187, 2014.
- [11] "NEMA 34 rotary stepper motor," *Schneider Electric Motion USA*. [Online].

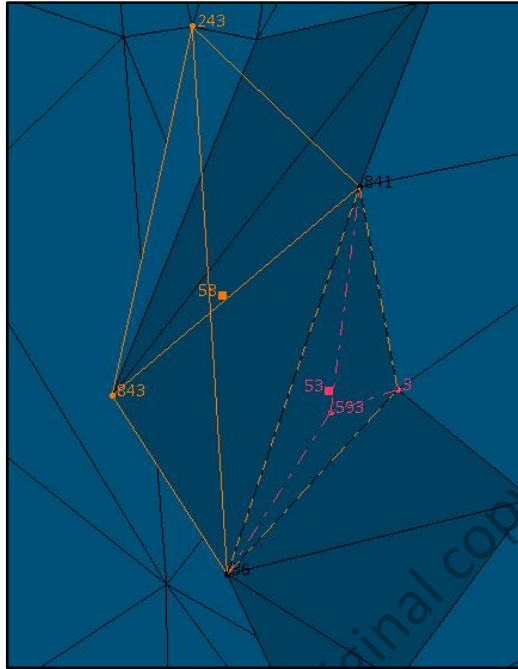
- Available: <http://motion.schneider-electric.com/products/nema34.html>.
- [12] “NEMA 23 rotary stepper motor,” *Schneider Electric Motion USA*, 2008. [Online]. Available: <http://motion.schneider-electric.com/products/nema23.html>.
- [13] “drawer slider,” *application engineering tech*, 2000. [Online]. Available: http://www.aetslides.com/gs_detail.asp?id=500154&nowmenuid=500030&previd=0.
- [14] “linear roller bearing,” *the precision alliance*, 2003. [Online]. Available: <http://www.tpa-us.com/linear-guides.html>.
- [15] Bob Brosch, “910 Family Plug n’ Play Servo hydraulic Fatigue Test Machine,” *TestResources founder*, 1998. [Online]. Available: <http://www.testresources.net/test-machines/910-family>.
- [16] Bob Brosch, “810 Family Electrodynamic Fatigue Test Machines,” *TestResources*, 1998. [Online]. Available: <http://www.testresources.net/test-machines/810-family>.
- [17] Richard Gedney, “eXpert 4000,” *Material Testing system manufacturer*, 2010. [Online]. Available: <http://admet.com/blogposts/micro-ep-used-for-micro-tensile-testing-of-plant-fibers/>.
- [18] “G90 Mechanical Vice Grip,” *TestResources*, 2008. .
- [19] “ball bearing,” *amazon.co.uk*, 2012. [Online]. Available: <http://www.amazon.co.uk/6-5mm-Silver-Sealed-FlangedBearing/dp/B008X0YA3M>.
- [20] “round plate,” *penn stainless product, Inc*, 1998. [Online]. Available: <http://www.pennstainless.com/stainless-grades/400-series-stainless/420-stainless-steel/>.
- [21] “one end threaded shaft,” *misumi*, 1998. [Online]. Available: <http://uk.misumi-ec.com/vona2/detail/110300001070/>.

APPENDICES

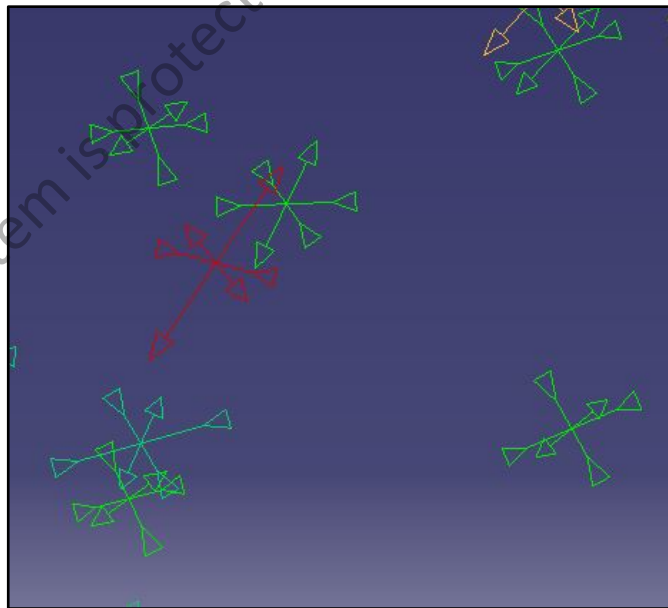
Appendix A (Maximum Von Misses Stress)




Appendix B (Node Element)



Appendix C (Stress Principal)



Appendix D (Displacement)



© This item is protected by original copyright