

## **A Feasibility Study of Using an Electronic Nose as a Fruit Ripeness Measuring Instrument**

Siti Nordiyana Md Salim<sup>1</sup>, Ali Yeon Md Shakaff<sup>1</sup>, Mohd Noor Ahmad<sup>2</sup> and Abdul Hamid Adom<sup>3</sup>

<sup>1</sup>*School of Computer & Communication Engineering  
Kolej Universiti Kejuruteraan Utara Malaysia  
02600, Jejawi, Perlis, Malaysia*

Email: [dyanahel@yahoo.com](mailto:dyanahel@yahoo.com), [aliyeon@kukum.edu.my](mailto:aliyeon@kukum.edu.my).

<sup>2</sup>*School of Materials Engineering  
Kolej Universiti Kejuruteraan Utara Malaysia  
02600, Jejawi, Perlis, Malaysia*

Email: [mohdnoor@kukum.edu.my](mailto:mohdnoor@kukum.edu.my)

<sup>3</sup>*School of Mechatronic Engineering  
Kolej Universiti Kejuruteraan Utara Malaysia  
02600, Jejawi, Perlis, Malaysia*

Email: [abdhamid@kukum.edu.my](mailto:abdhamid@kukum.edu.my)

*Abstract - This paper presents the study of using an artificial olfactory system as a non-destructive instrument to measure fruit ripeness. The cultivar chosen for this study is Harumanis mango. This system comprises of an array of semiconductor gas sensors as well as data acquisition and analysis components. It uses readings taken from Harumanis mangoes of different ripeness over a period of time, because at each stage of ripeness, mangoes will leave a different pattern or fingerprint onto the sensors array. Readings taken from Harumanis mangoes of different ripeness over a period of time are used to train the system. Each stage of ripeness of the mangoes leaves a different pattern or fingerprint onto the sensors array. Artificial Neural Network (ANN) is then trained to classify the data into several stages of mango ripeness. The trained network is integrated into the system to allow mango ripeness recognition. Artificial Neural Network (ANN) is used to classify the data into the different stages of mango ripeness. The trained network is integrated into the system to allow mango ripeness recognition.*

**Keywords:** Sensors & Algorithm, Electronic nose, Fruit ripeness

### **I. INTRODUCTION**

Sensory panels have been identifying odors for years, however human panels are subject to fatigue inconsistencies and are not able to compare over long period of time [1]. In the agriculture industries, a systematic approach to determine the ripeness of fruits determination is vital because variability in ripeness is perceived by consumers as a lack of quality. Most of the traditional methods to assess fruit ripeness are destructive, and hence not desirable. As an example, to test the firmness of a fruit, a force has to be applied which in turn will damage the fruit resulting in spoilt produce. Other methods include measuring levels of chemical species and parameters that are correlated to ripeness such as pH, sugars contents and ethylene contents [2]. Besides these destructive traditional methods, there are also non destructive methods which have been developed. These methods include nuclear magnetic resonance (NMR), proton magnetic resonance (PMR), vision system and acoustics. But all of the methods listed have its drawbacks. Another popular non destructive method is the use of electronic nose. An electronic nose is an

instrument which comprises an array of electronic chemical sensors with partial specificity and an appropriate pattern recognition system, capable of recognizing simple or complex odor [3]. It is based on the fact that flavour, odour and volatile compounds are recognized through the sense of smell. The ability to reliably measure and identify quality factors such as impurities, taints and adulteration are the reasons why industries favour electronic nose in ensuring product quality consistency. It also holds many advantages over other methods which includes; (1) rapid, real-time detection of volatiles; (2) lower costs; and (3) automation. In this study, neural network has been used as a pattern recognition tool. It has been used extensively to perform pattern recognition and it has been reported to produce good performance for the classification of food stuff such as coffees [4], medicinal plants [5], and cigarette content [6]. This paper presents an electronic nose, employing an array of eight sensors integrated with neural networks, which can accurately classify the ripeness of *Harumanis* mango.

## II. APPROACH AND METHODS

### Sensor system set-up

A batch of *Harumanis* mango was acquired from the Perlis State Department of Agriculture, and placed into the experiment chamber. The chamber contains two ventilation fans and a PCB comprising array of sensors. Figure 1 show this experimental set up. The fans are vital to control the air flow inside the chamber during the purging process. Each time new reading is to be taken, any existing air inside the chamber needs to be flush out to make sure the air is back to the background condition. The sensor system comprises of eight tin oxide gas sensors purchased from Figaro Engineering Inc. Japan (see table 1) and integrated into the chamber. In general, the resistance of the sensors will decrease when exposed to appropriate gasses or volatile organic compounds (VOC), and are sensitive enough to detect the smell of the *Harumanis*. Measurement is taken by alternating between taking the aroma samples of *Harumanis* for 300 seconds and purging out the air inside the chamber which takes about 60 seconds. Measurements were recorded over a period of ten days. Data acquisition and storage system uses LabVIEW software. This software was also used to build the graphical user interface (GUI) (please refer Figure 2), which functions as:

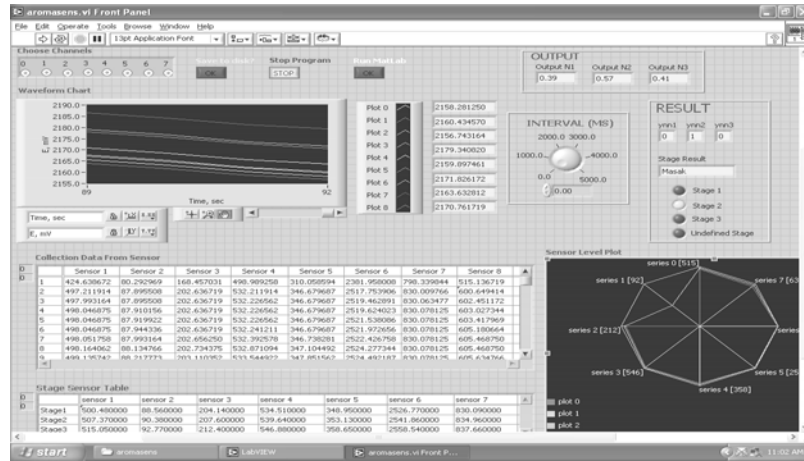
- Acquiring signal from the sensors by means of data acquisition (DAQ) card and display the data in a real time graph
- As a link to MATLAB, where online testing can be done
- Displaying the stages of ripeness of the *Harumanis* during the test



Figure 1: the experimental set-up used to analyze the aroma of *Harumanis*

*Table 1: Metal oxide sensors used in the electronic nose*

Sensor	Sensitive to
TGS 822	Alcohol, organic vapor
TGS 826	Ammonia detection
TGS 825	Hydrogen sulfide
TGS 2104	Air quality sensor for CO/HC
TGS 2620	VOC
TGS 2600	Air contaminant
TGS 2180	Water vapor
TGS 2106	Air quality sensor for NOx



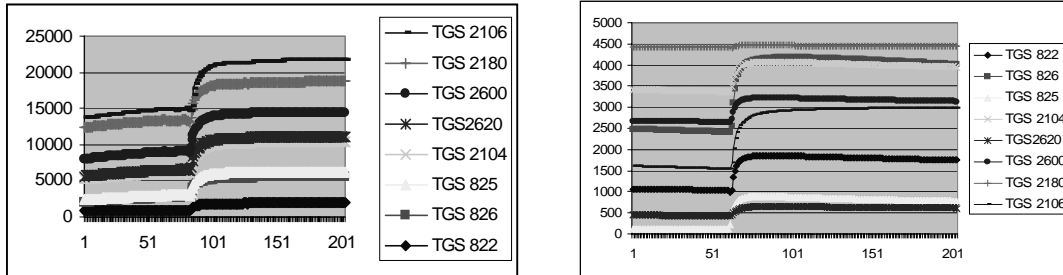
*Figure 2: Graphic User Interface (GUI) for electronic nose system*

### Implementation of pattern recognition

The collected data is stored in one database. This database is then used to train the artificial neural network (ANN) which performs the pattern recognition function. The ANN was implemented in MATLAB. A three layer feed forward Multilayer Perceptron (MLP) was employed in the neural network architecture. The multilayer feed forward ANN was adopted in this project due to its relative simplicity and established capability. The optimum structure of neural network was determined by a trial and error method. Network outputs of different numbers of hidden neuron in the hidden nodes together with the sum square error (SSE) were analyzed. The number of hidden neurons that give the lowest SSE and the most accurate output would be used as the optimum size in the hidden layer. There are eight input neurons which correspond to the number of sensors and there are three networks to be trained as three stages of ripeness have been defined. The stages that have been defined are under ripe, ripe and overripe. Hyperbolic tangent activation functions were used for neurons in the hidden layer while for output nodes, sigmoid activation function is used. The generated weights were then applied the GUI. During testing, the data acquired from sample were propagated to the neural networks in MATLAB through LABVIEW, and the detected stage together with the final neuron output reading will be displayed.

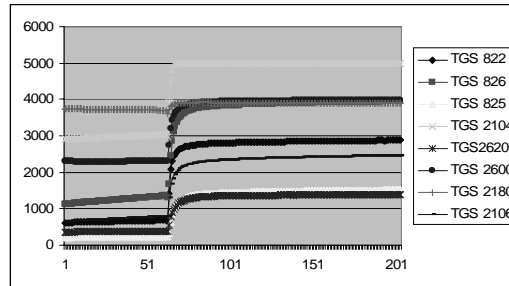
### III. RESULTS & DISCUSSION

The experiment was conducted in a period of ten days starting from the under ripe stage until they are over ripe. The response of the sensors was analyzed using Microsoft Excel. Figure 3 depicts the response of electronic nose towards different stages of mango ripeness.



Sensor response for under ripe mango

Sensor response for ripe mango



Sensor response for overripe mango

Figure 3: Sensor responses with respect to different stages of *Harumanis*

These responses actually give a unique pattern or fingerprint for each stage of ripeness. A database had been built up and used to train the artificial neural network. The total numbers of data used are 2700, and were divided into training and validation. To avoid over training, the sum square error has been monitored throughout the training process.

### IV. CONCLUSION

Based on the study conducted, it has been proven that this electronic nose system is capable of determining fruit ripeness. The sensor array successfully leaves a characteristic pattern or fingerprint for each stage of ripeness. And, the neural network which uses the multilayer perceptron (MLP) structure and Back Propagation (BP) algorithm was also proven as a capable pattern recognition tool, since it convincingly able to classify the *Harumanis* according to their stages of ripeness correctly.

## **V.REFERENCES**

- [1] James Giese 2000. Electronic Noses. *Food Technology* 54(3): 96-100
- [2] Eduard Llobet, Evor L Hines, Julian W Gardner, Stefano Franco 1999. Non-destructive Banana Ripeness Determination using a Neural Network Based Electronic Nose.
- [3] Julian W. Gardner 1999. *Electronic Noses Principles and Applications*. Oxford University Press
- [4] Gardner J W, Shurmer H V and Tan T T.1992. Application of an electronic nose to the discrimination of coffees *Sens. Actators B*: 71-75
- [5] A.S.Abdul Rahman, M.M.SimYap, A.Y. Md. Shakaff, M.N.Ahmad, Z.Dahari.Z.Ismail, M.S. Hitam. 2004. A microcontroller based taste sensing system for the verification of Eurycoma Longifolia *Sens. Actuators B*: 192-198
- [4] Dehan Luo, H. Gholam Hosseini, John R. Stewart 2004 Application of Artificial Neural Network with extracted parameters from an electronic nose in cigarette brand identification *Sens. Actuators B*: 253-257